

Graphing Lines--Skills 12-15

Date _____

Skill #12--'y'-Form**Rewrite each equation in Slope-Intercept Form. ($y = mx + b$)**

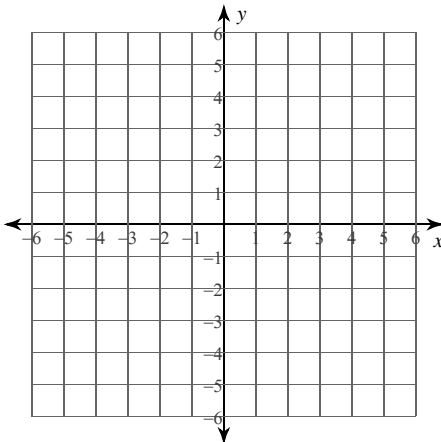
1) $x - 8y = 32$

2) $3x - 2y = 13$

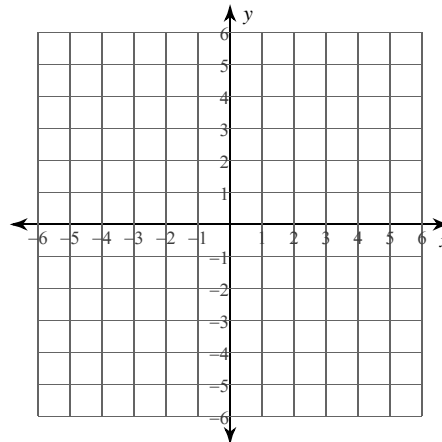
3) $9x + 5y = 30$

**Skill #13--Graph each line using the y-int and the slope.
(Rewrite in y-form when needed).**

4) $y = x - 5$



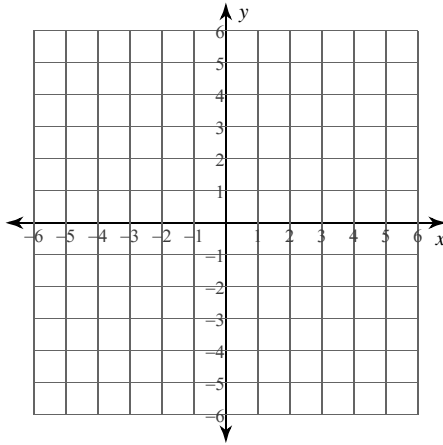
5) $x - 3y = -6$



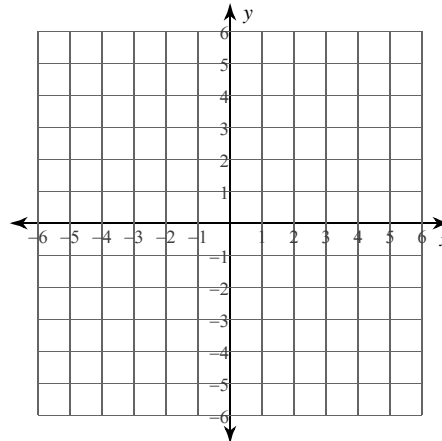
Skill#14--Graph each line using an x/y table.

(Make sure your table includes a positive number, zero and a negative number).

6) $y = -\frac{3}{5}x + 3$

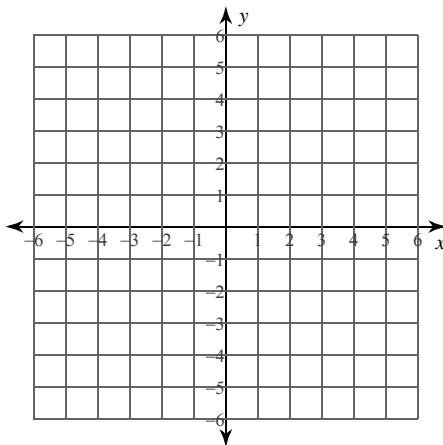


7) $y = -x + 5$

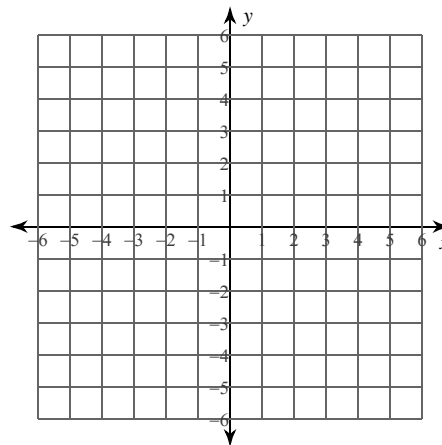


Skill #15--Graph each line by finding the x and y intercepts.

8) $2x - 3y = -6$



9) $5x + y = 4$



Graphing Lines--Skills 12-15

Date _____

Skill #12--'y'-Form**Rewrite each equation in Slope-Intercept Form. ($y = mx + b$)**

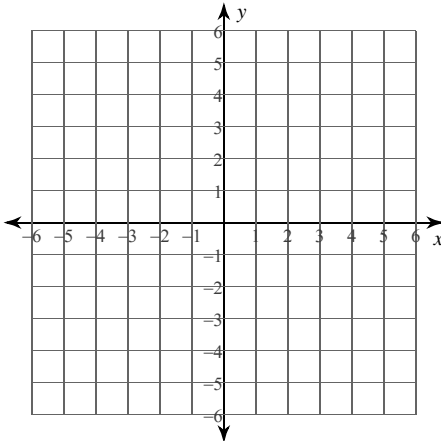
1) $x - y = 7$

2) $13x + 7y = 56$

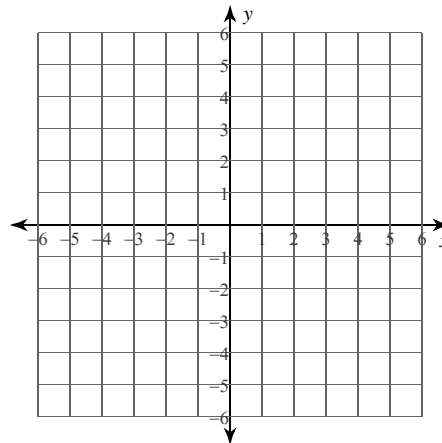
3) $10x - 7y = -28$

Skill #13--Graph each line using the y-int and the slope.**(Rewrite in y-form when needed).**

4) $y = -\frac{2}{3}x - 3$



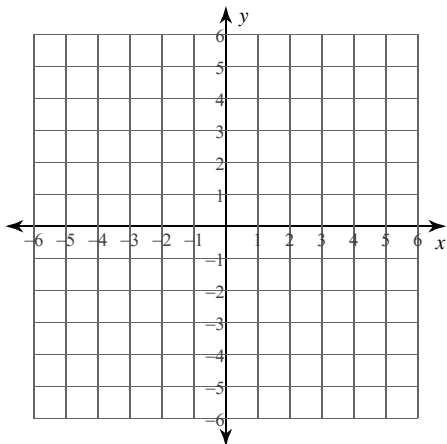
5) $2x + 3y = 3$



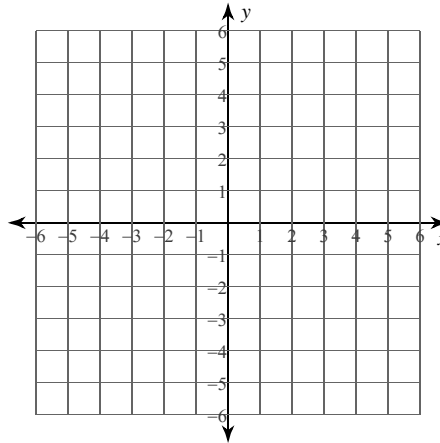
Skill#14--Graph each line using an x/y table.

(Make sure your table includes a positive number, zero and a negative number).

6) $y = -4x - 5$

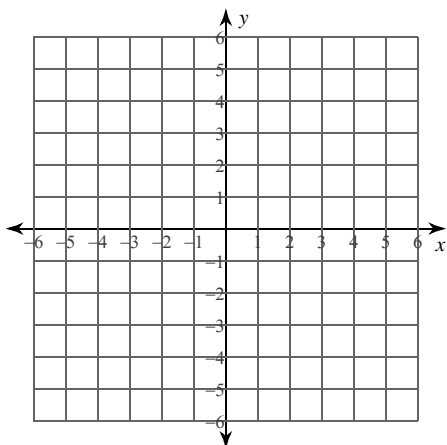


7) $y = -\frac{3}{5}x + 4$

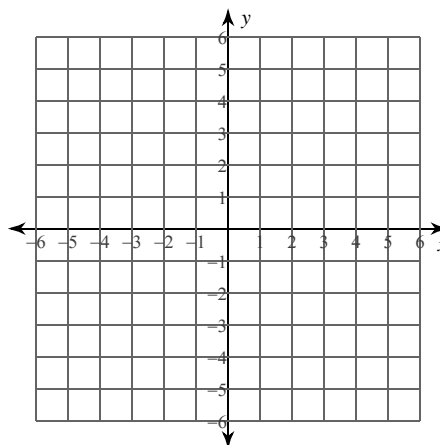


Skill #15--Graph each line by finding the x and y intercepts.

8) $3x - 2y = -10$



9) $3x - y = -1$



Graphing Lines--Skills 12-15

Date _____

Skill #12--'y'-Form**Rewrite each equation in Slope-Intercept Form. ($y = mx + b$)**

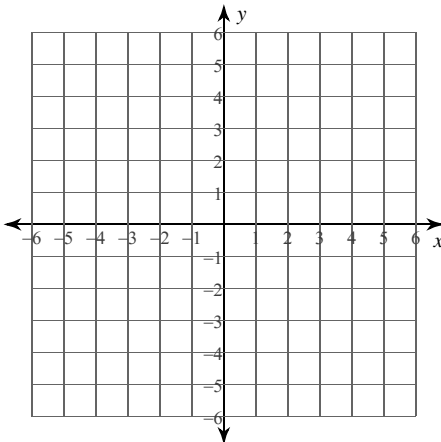
1) $y = -6$

2) $6x - 7y = 7$

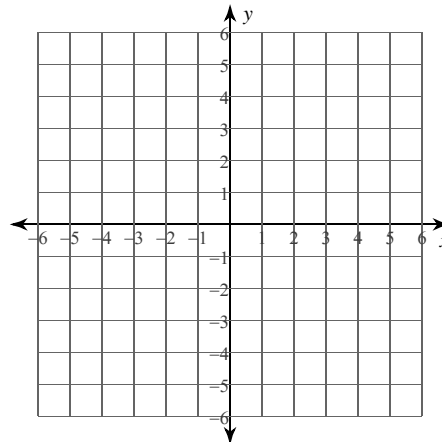
3) $x + 5y = 28$

**Skill #13--Graph each line using the y-int and the slope.
(Rewrite in y-form when needed).**

4) $y = 5$



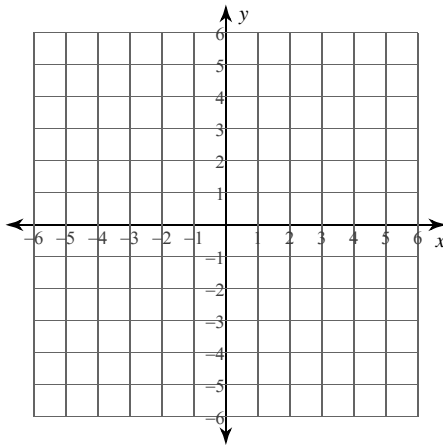
5) $2x + y = 1$



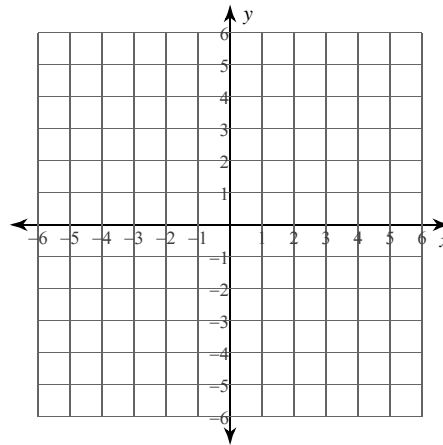
Skill#14--Graph each line using an x/y table.

(Make sure your table includes a positive number, zero and a negative number).

6) $y = -\frac{4}{5}x - 1$

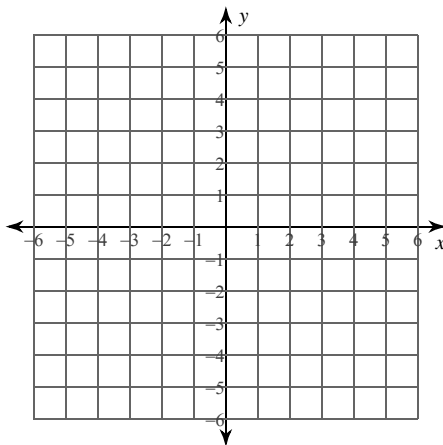


7) $y = \frac{3}{5}x$

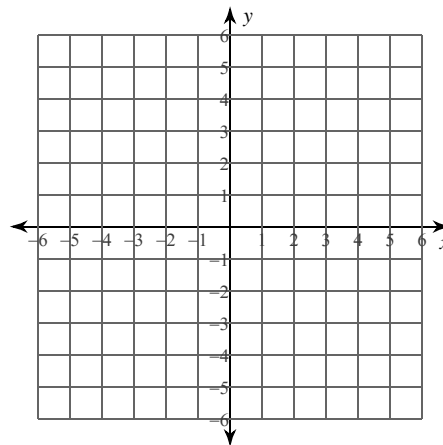


Skill #15--Graph each line by finding the x and y intercepts.

8) $x = -4$



9) $8x - 3y = -12$



Graphing Lines--Skills 12-15

Date _____

Skill #12--'y'-Form**Rewrite each equation in Slope-Intercept Form. ($y = mx + b$)**

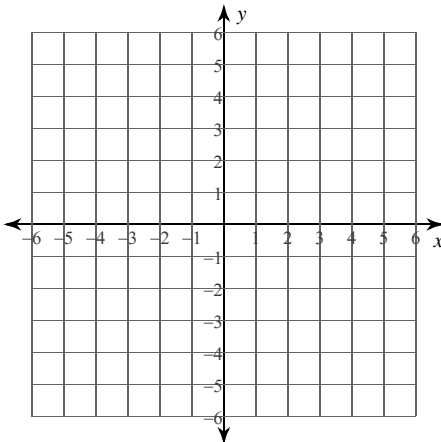
1) $5x + 8y = 0$

2) $4x + 3y = -9$

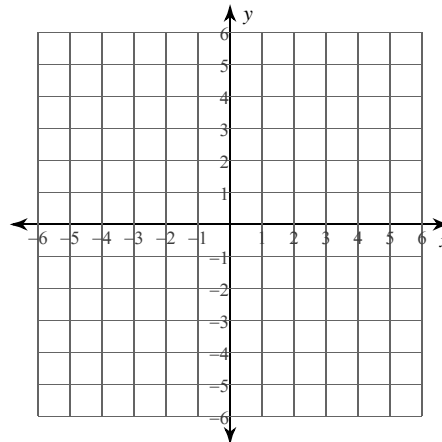
3) $x - 8y = -56$

**Skill #13--Graph each line using the y-int and the slope.
(Rewrite in y-form when needed).**

4) $y = -x + 3$



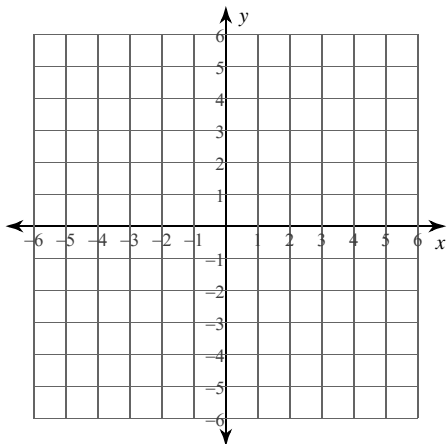
5) $x - y = -3$



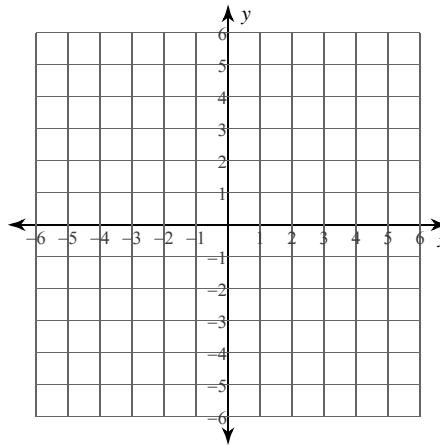
Skill#14--Graph each line using an x/y table.

(Make sure your table includes a positive number, zero and a negative number).

6) $y = x - 3$

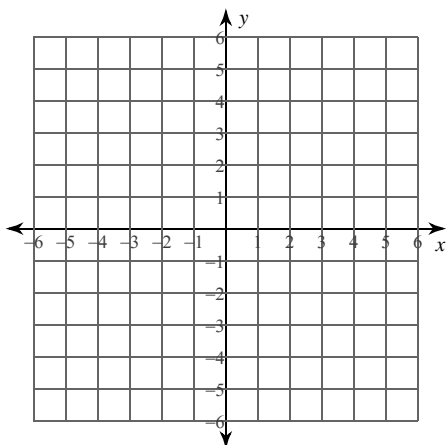


7) $y = -\frac{1}{2}x - 2$

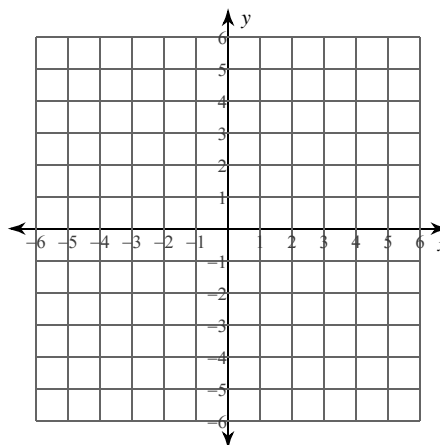


Skill #15--Graph each line by finding the x and y intercepts.

8) $x + 3y = 6$



9) $9x - y = 4$



Graphing Lines--Skills 12-15

Date _____

Skill #12--'y'-Form**Rewrite each equation in Slope-Intercept Form. ($y = mx + b$)**

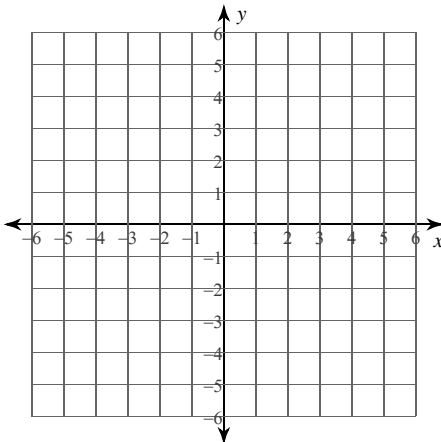
1) $12x + 7y = -35$

2) $7x - 3y = 0$

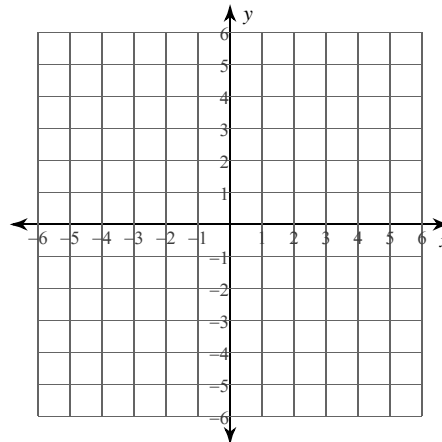
3) $x + 4y = -24$

**Skill #13--Graph each line using the y-int and the slope.
(Rewrite in y-form when needed).**

4) $y = -5x$



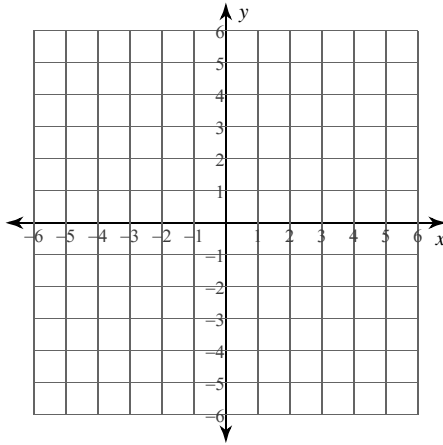
5) $x + y = 0$



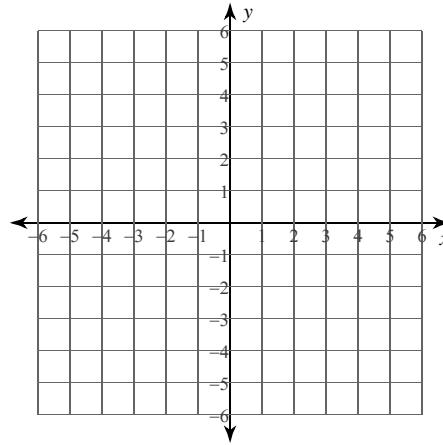
Skill#14--Graph each line using an x/y table.

(Make sure your table includes a positive number, zero and a negative number).

6) $y = \frac{9}{2}x + 4$

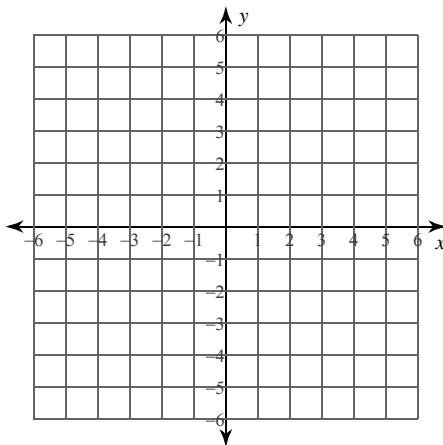


7) $y = -\frac{5}{2}x + 2$

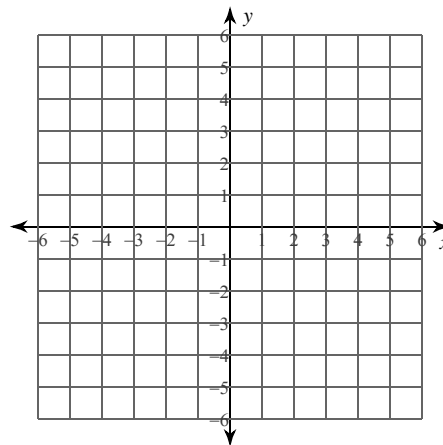


Skill #15--Graph each line by finding the x and y intercepts.

8) $x = -5$



9) $x + 3y = 0$



Graphing Lines--Skills 12-15

Date _____

Skill #12--'y'-Form**Rewrite each equation in Slope-Intercept Form. ($y = mx + b$)**

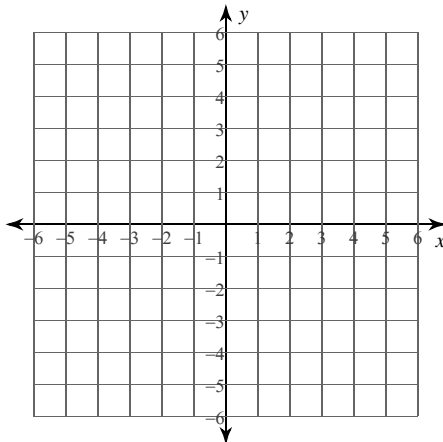
1) $3x - y = -4$

2) $6x - 5y = 35$

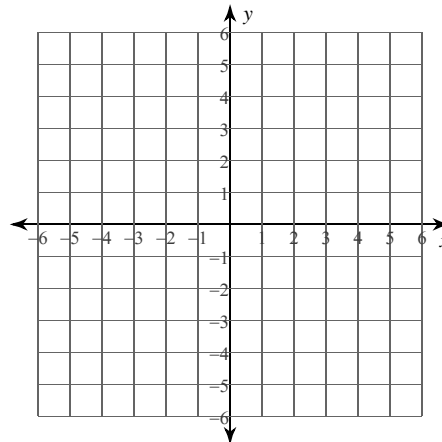
3) $x + y = 0$

**Skill #13--Graph each line using the y-int and the slope.
(Rewrite in y-form when needed).**

4) $y = -3x + 3$



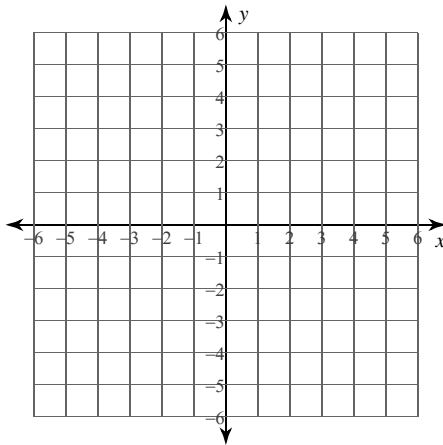
5) $10x - y = 5$



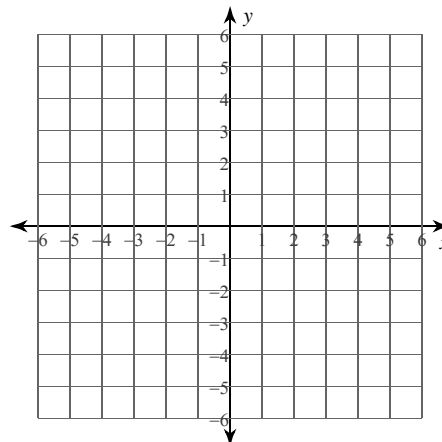
Skill#14--Graph each line using an x/y table.

(Make sure your table includes a positive number, zero and a negative number).

6) $y = -\frac{5}{3}x - 3$

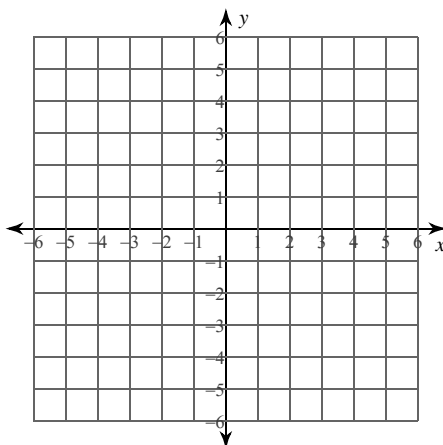


7) $y = -x + 4$

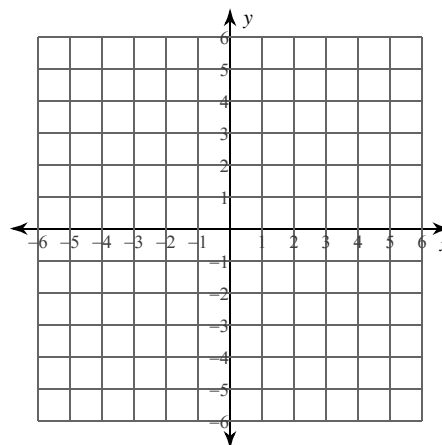


Skill #15--Graph each line by finding the x and y intercepts.

8) $2x + 5y = -15$



9) $3x - 2y = 2$



Graphing Lines--Skills 12-15

Date _____

Skill #12--'y'-Form**Rewrite each equation in Slope-Intercept Form. ($y = mx + b$)**

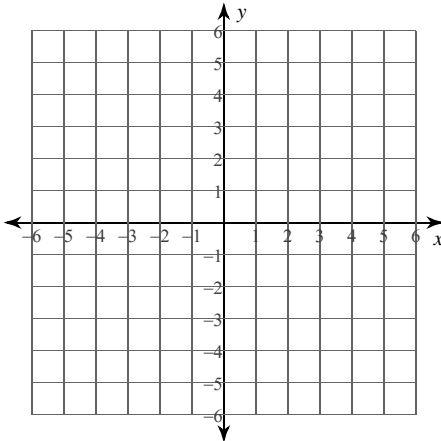
1) $y = -4$

2) $5x - 3y = 0$

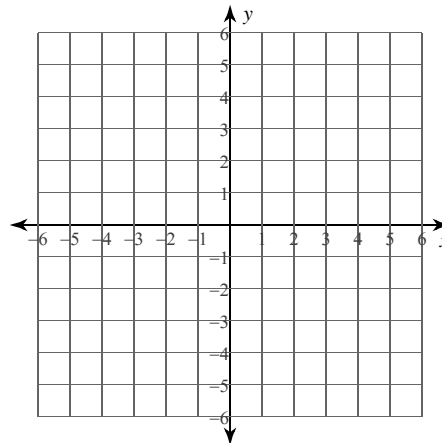
3) $11x - 2y = -8$

**Skill #13--Graph each line using the y-int and the slope.
(Rewrite in y-form when needed).**

4) $y = \frac{1}{5}x - 2$



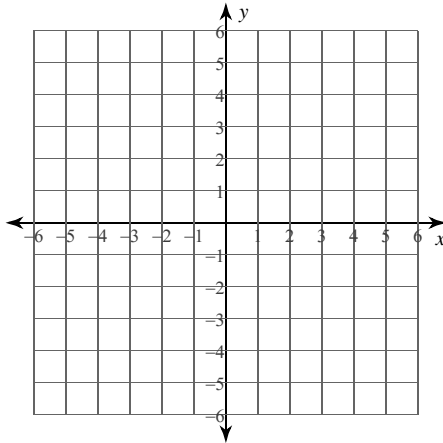
5) $y = 5$



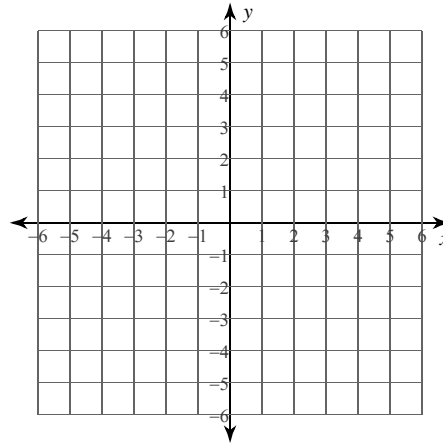
Skill#14--Graph each line using an x/y table.

(Make sure your table includes a positive number, zero and a negative number).

6) $y = -\frac{1}{2}x - 4$

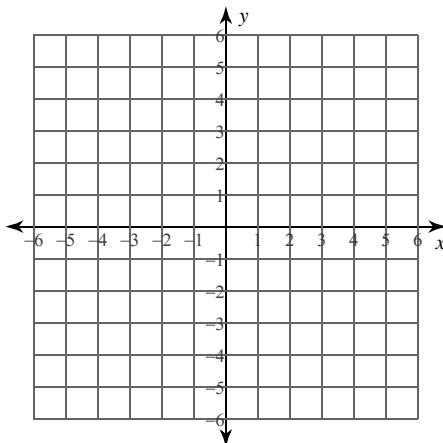


7) $y = -\frac{9}{4}x + 4$

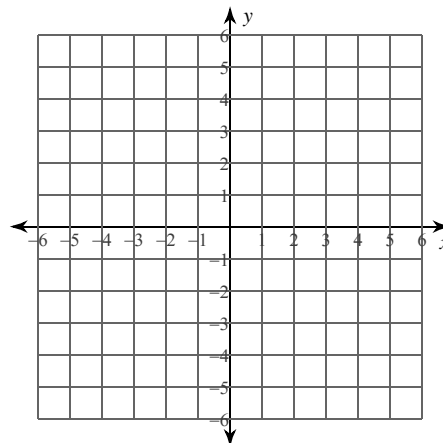


Skill #15--Graph each line by finding the x and y intercepts.

8) $x + y = -1$



9) $3x + 4y = 8$



Graphing Lines--Skills 12-15

Date _____

Skill #12--'y'-Form**Rewrite each equation in Slope-Intercept Form. ($y = mx + b$)**

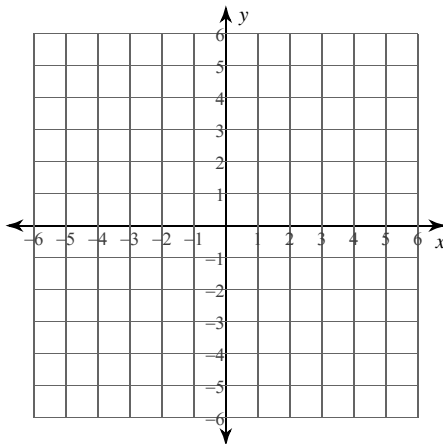
1) $x + 2y = -12$

2) $5x + 4y = 0$

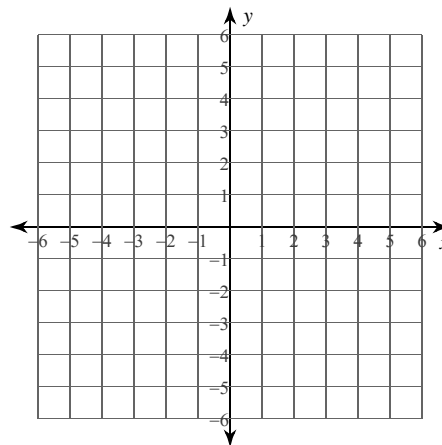
3) $x = 3$

Skill #13--Graph each line using the y-int and the slope.**(Rewrite in y-form when needed).**

4) $y = \frac{3}{4}x$



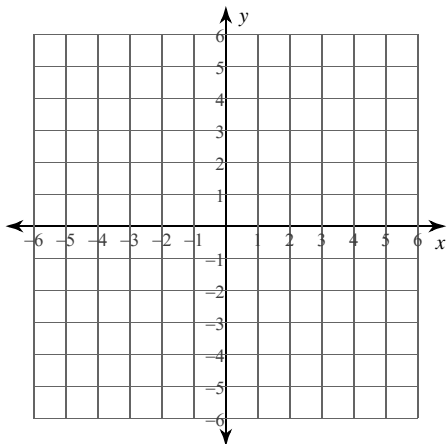
5) $5x - 3y = 9$



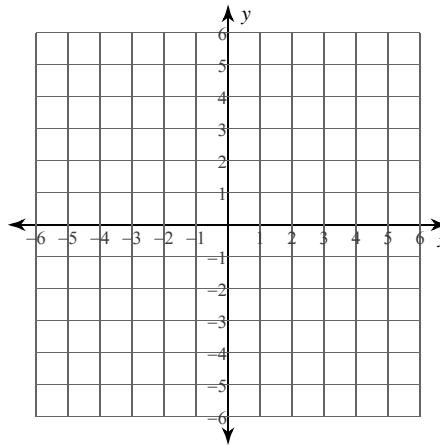
Skill#14--Graph each line using an x/y table.

(Make sure your table includes a positive number, zero and a negative number).

6) $y = -4x$

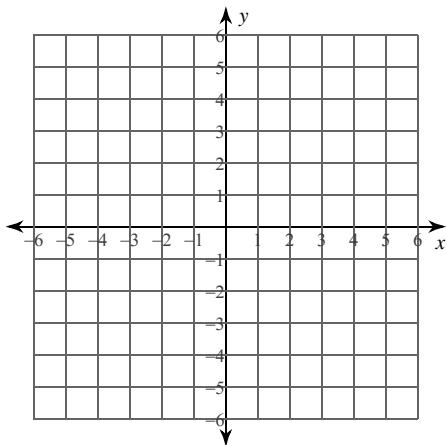


7) $y = -\frac{7}{4}x - 2$

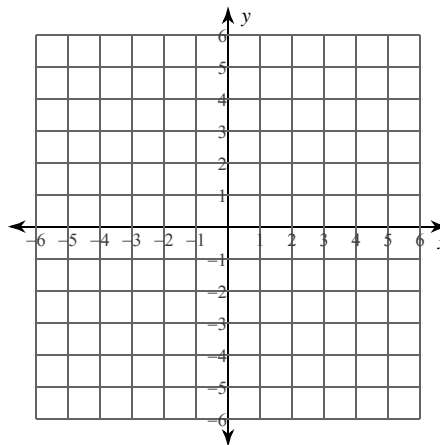


Skill #15--Graph each line by finding the x and y intercepts.

8) $x - 4y = -16$



9) $3x + y = 2$



Graphing Lines--Skills 12-15

Date _____

Skill #12--'y'-Form**Rewrite each equation in Slope-Intercept Form. ($y = mx + b$)**

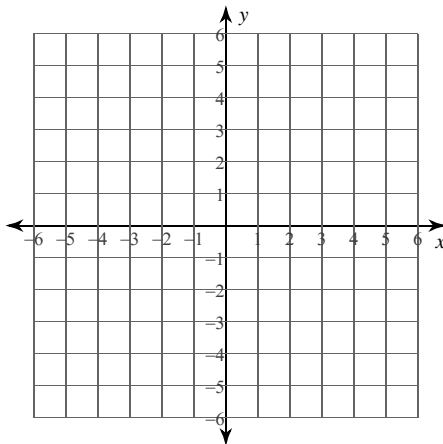
1) $x - 4y = -28$

2) $13x + 5y = 40$

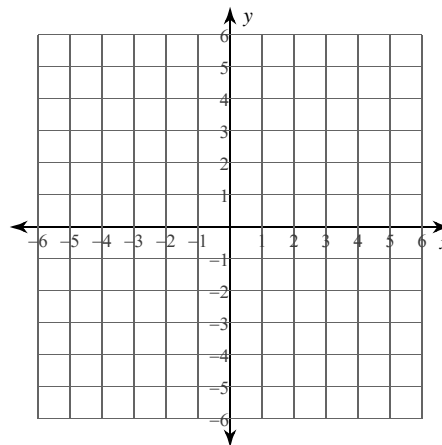
3) $9x - 5y = -30$

Skill #13--Graph each line using the y-int and the slope.**(Rewrite in y-form when needed).**

4) $y = \frac{9}{4}x + 5$



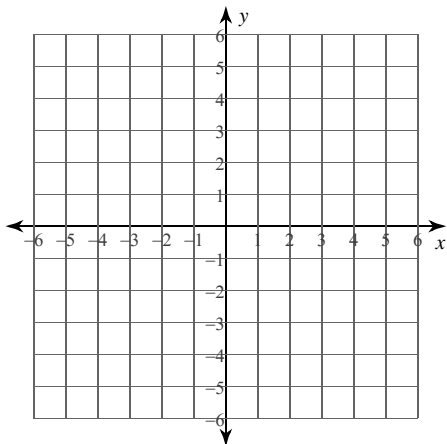
5) $x - y = -3$



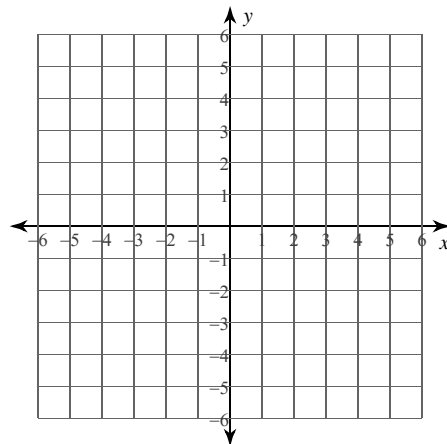
Skill#14--Graph each line using an x/y table.

(Make sure your table includes a positive number, zero and a negative number).

6) $x = -3$

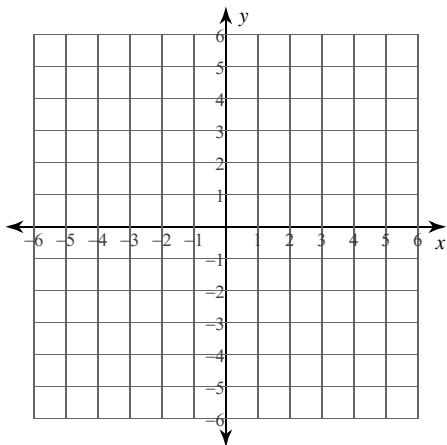


7) $y = 0$

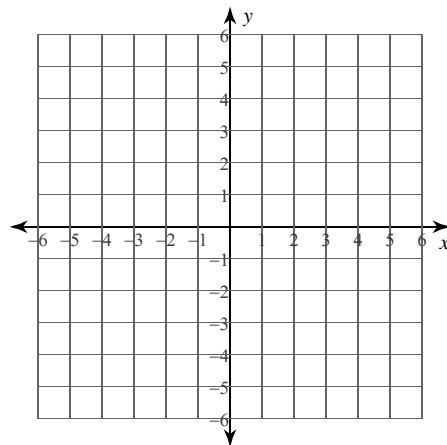


Skill #15--Graph each line by finding the x and y intercepts.

8) $2x - 3y = 15$



9) $x - y = -1$



Graphing Lines--Skills 12-15

Date _____

Skill #12--'y'-Form**Rewrite each equation in Slope-Intercept Form. ($y = mx + b$)**

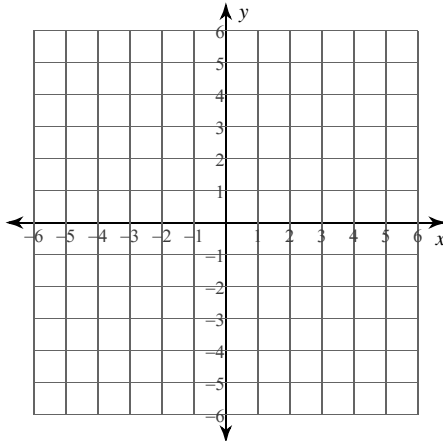
1) $x + y = -5$

2) $3x + 2y = -3$

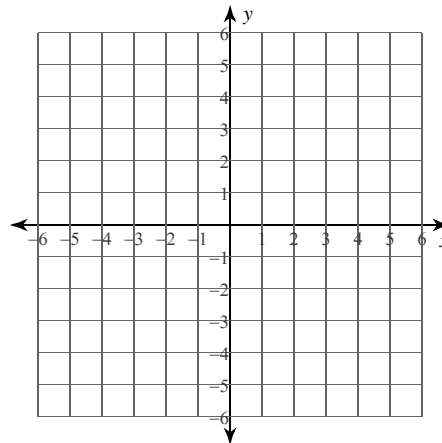
3) $x + 3y = -9$

Skill #13--Graph each line using the y-int and the slope.**(Rewrite in y-form when needed).**

4) $y = \frac{9}{5}x + 4$



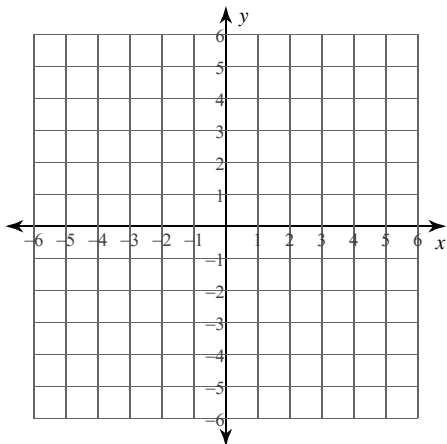
5) $x - y = -3$



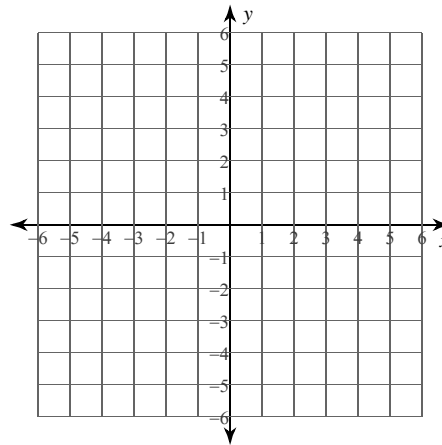
Skill#14--Graph each line using an x/y table.

(Make sure your table includes a positive number, zero and a negative number).

6) $y = x - 2$

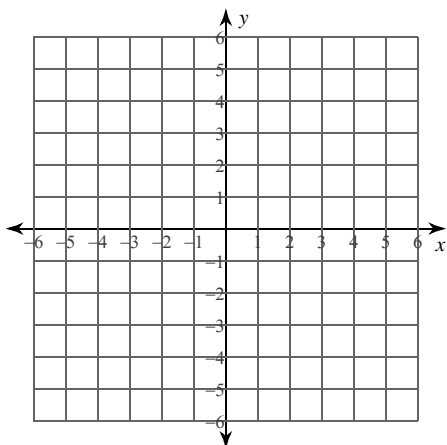


7) $y = -\frac{3}{2}x + 2$



Skill #15--Graph each line by finding the x and y intercepts.

8) $5x - 3y = -3$



9) $x + 4y = -20$

