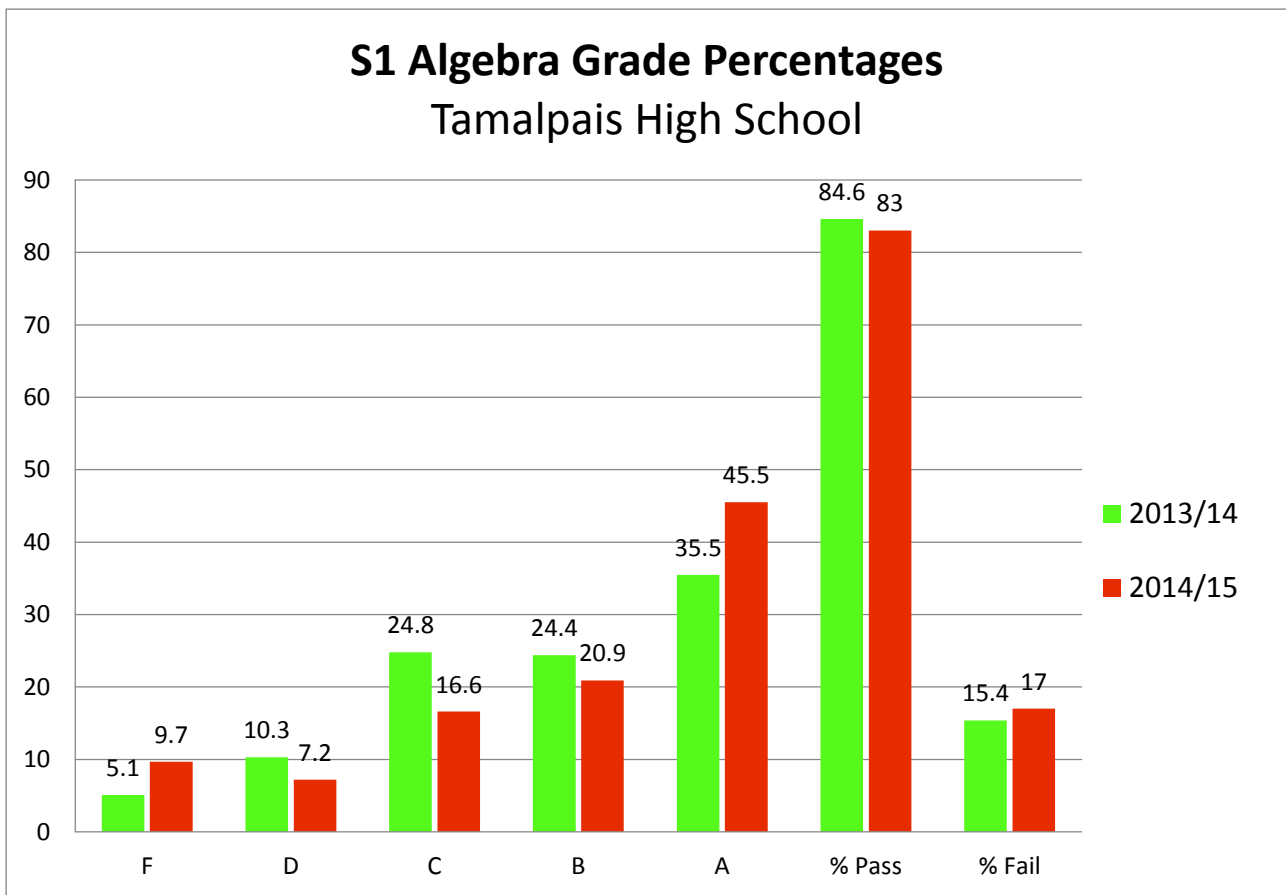


S1 Grades 2014/15
Alg.1

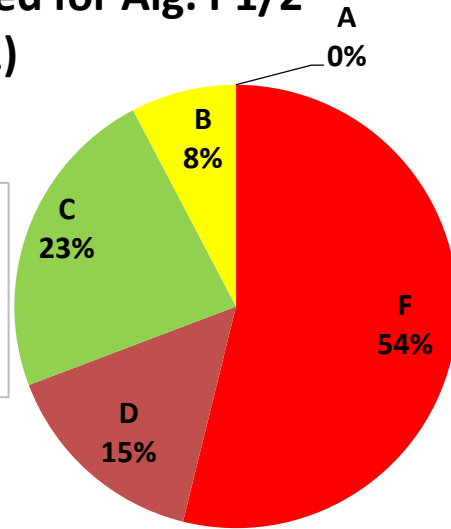
| | 2013 | | 2014 | | |
|----------|---------------|--------------|---------------|--------------|--------------|
| | # of students | % | # of students | % | |
| F | 12 | 5.1% | 27 | 9.7% | |
| D | 24 | 10.3% | 20 | 7.2% | |
| n = 234 | <u>36</u> | <u>15.4%</u> | n = 277 | <u>47</u> | <u>17.0%</u> |
| C | 58 | 24.8% | 46 | 16.6% | |
| B | 57 | 24.4% | 58 | 20.9% | |
| A | 83 | 35.5% | 126 | 45.5% | |
| | <u>198</u> | <u>84.6%</u> | <u>230</u> | <u>83.0%</u> | |



Students Recommended for Alg. P1/2 (31% pass rate in Alg.1)

| | # of students |
|---|---------------|
| F | 14 |
| D | 4 |
| C | 6 |
| B | 2 |
| A | 0 |
| | <hr/> |
| | 26 |

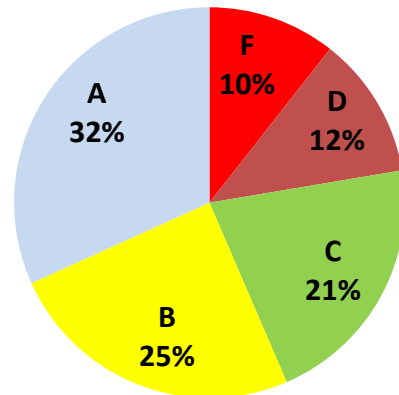
Note:
Students recommended for Alg. P1/2 have not yet show prerequisite knowledge for Alg.1



Students Recommended for Alg.1 (78% pass rate in Alg.1)

| | # of students |
|---|---------------|
| F | 9 |
| D | 10 |
| C | 18 |
| B | 21 |
| A | 27 |
| | <hr/> |
| | 85 |

Note:
Some of these students were recommended based on an Algebra Readiness Diagnostic and some were recommended solely on student transcripts.



Students Recommended for Alg. P3/4 (95% pass rate in Alg.1)

| | # of students |
|---|---------------|
| F | 2 |
| D | 6 |
| C | 21 |
| B | 35 |
| A | 96 |
| | <hr/> |
| | 160 |

Note:
Students recommended for Alg. P3/4 completed the Alg.1 curriculum in a previous course.

